

# SPRUE EXAMINER

Ben Morton builds and reviews  
Atlantis' US Combat  
Task Force Fleet

Luftwaffe fighters: Combat on All fronts Pt 2:  
a review by Floyd Werner



## US COMBAT TASK FORCE FLEET

12 Famous Ships all in 1/1200 Scale. The Task Force Fleet Includes:

AIRCRAFT CARRIER HORNET • BATTLESHIP WASHINGTON • HEAVY CRUISER CANBERRA • LIGHT CRUISER GALVESTON • FRIGATE DEWEY • DESTROYER THE SULLIVANS  
DESTROYER ESCORT POWELL • DESTROYER BARRY • ATTACK TRANSPORT NAVARRO • ATTACK CARGO RANKIN • L.S.T. EDDY COUNTY • SUBMARINE PATRICK HENRY



[austinsms.com](http://austinsms.com)



July 2024

*What's UP? Old Rumors & New Kits Tracked Topics*

News • Articles • Features • Opinions • Advice •

# CONTENTS

**Page 3 The President's Soapbox**

**Page 4 House Cleaning**

**Page 5 Atlantis' US Combat Task Force by Ben Moron**

**Page 9 Luftwaffe Fighters: Combat on All Fronts 2:**

**by Floyd Werner**

**Page 12 LionHeart Hobby Update**

**Page 14 What's Up Wid You?**

**Page 19 Old Rumors and New Kits:**

**Page 19 New and In View by Ron McCracken**

**Page 28 Shipping News - by Rick Herrington**

**Page 32 Tracked Topics by Panzer Lehr**

## ASMS Officers & Chairpersons

Tim Robb - President; [president@austinsms.org](mailto:president@austinsms.org)

Ron McCracken - Vice-President; [vicepresident@austinsms.org](mailto:vicepresident@austinsms.org)

Aaron Smischney - Finance Minister; [treasurer@austinsms.org](mailto:treasurer@austinsms.org)

Seth Souza - Secretary; [secretary@austinsms.org](mailto:secretary@austinsms.org)

Rick Herrington - Newsletter Editor; [editor@austinsms.org](mailto:editor@austinsms.org)

Show Coordinator; [showcoordinator@austinsms.org](mailto:showcoordinator@austinsms.org)

Mike Gilsbach - Webmaster; [webmaster@austinsms.org](mailto:webmaster@austinsms.org)

Ben Morton - IPMS/USA Coordinator; [chaptercontact@austinsms.org](mailto:chaptercontact@austinsms.org)



[www.austinsms.org](http://www.austinsms.org)

Austin Scale Modelers Society (ASMS) is a chartered chapter of International Plastic Modelers Society (IPMS/USA). ASMS meets on the third Thursday of each month. Annual dues for full membership are \$25/individual or \$30/family. The views expressed in this newsletter are those of the authors. It is intended for educational purposes only.

ASMS does not endorse the contents of any article.

## Our Sponsors

Phil Brandt (in memorium)  
Eric Choy Angela Forster  
Jeff Forster Russ Holm  
Rick Willaman Jack Johnston  
Mike Krizan Rick Herrington  
Dragon's Lair comics and fantasy



[www.austinarmorbuilders.com](http://www.austinarmorbuilders.com)



[www.kingshobbyshop.com](http://www.kingshobbyshop.com)



[www.wmbros.com](http://www.wmbros.com)



[www.ctsms.org](http://www.ctsms.org)

## IPMS/USA Support the Troops Initiative

The IPMS/USA initiative was established to provide model kits, supplies and reference materials to our servicemen and women serving in combat zones, recovering in hospitals, and rehabilitating in specialized facilities. The program is expanding into other areas as well. Some local programs take place in USO facilities, some are centered around active duty personnel and are scattered across the country. The IPMS/USA Support The Troops program is still going full-tilt. The national program director is Jon Emery. Jon is accepting any and all contributions and is sharing them with all of the active programs around the country.

[www.models4troops@gmail.com](mailto:www.models4troops@gmail.com)

# PRESIDENT'S SOAPBOX

BY TIM ROBB



Come one, come all and witness the spectacle!  
Our July meeting will include the unveiling and competition for the beautiful ASMS Double Dog Dare traveling trophy. You can't make this up, and you can't miss it! History will be made before your very eyes and you will be among those who can say "I was THERE!"

The competitors for the 2024 Championship are Vince Hutson with a 1/72 Mach 2 kit of the AJ Savage, Ben Morton with a 1/35 Academy kit of an M50A1 Ontos, Ron McCracken with a 1/72 Mach 2 kit of a C-123 Provider, Peter Dasso with a 1/72 Unicraft resin kit of a Sincao-Nieuport ACA-5, and Charlie Hauptrief with 1/32 Revell kit of an Me-109G-6.

See you there and, as always, Go Build a Model!





# HOUSE CLEANING



## ASMS MEETING

Third Thursday each month  
6:30 pm - 8:45 pm  
at Mr. Tramp's Sports Pub  
8565 Research Blvd  
Austin, TX 78758

**No Reservations Necessary!**

### ***ASMS Club Dues Are Due!***

Annual ASMS club dues are \$25.00/individual  
or \$30.00/family.

You may bring your dues to a club meeting or remit  
same to ASMS, 1928 Dragonfly Loop, Bastrop, TX  
78602.



### Events

July 17- 20 IPMS National Convention  
Location: Monona Terrace, Madison, WI  
Web Site: <https://ipmsusa.org/news-topics/national-convention>

July 27 - Space City Shootout Model Car  
Contest and Scale Automotive Contest  
Location: Bay Area Community Center  
Event Address: 5002 NASA Road One,  
Seabrook, TX 77586  
Website: IPMS/Houston Automotive Mod-  
elers Society (IPMS/HAMS)  
POC: Marc Havican  
Phone: 281-389-1665  
E-mail: [marc@spacecityfilms.com](mailto:marc@spacecityfilms.com)

### Club Quarterly Contests

The contest for the 2023 DDD is  
scheduled for our July meeting  
and will also be the unveiling of  
the traveling Double Dog Dare  
trophy,

### Monthly Meeting Presentations:

# Atlantis' US Combat Task Force Fleet

by Ben Morton



Atlantis Models has, for a while now, been re-releasing various manufacturer's older kits. As the new purveyor of some of the older Aurora, Revell, Monogram and Lindberg molds these kits really are tugging at the ole nostalgia thread for many of us.

One of these offerings is a collection of warships from the mid to late 1940's to the 1950's: U.S. Combat Task Force Fleet. This kit began life as a Renwall kit in the late 1950's. It has been passed around a bit (Pyro to Life Like to Lindberg) and now finds itself among the multitude of offerings from Atlantis Models.




The kit consists of twelve warships. There is an aircraft carrier, a fast battleship, several cruisers and destroyers as well as a few auxillary ships. One more modern-era ship is represented by the SSB(N) Patrick Henry, a fleet ballistic missile submarine. or, 'Boomer' to fans of Tom Clancy's writings.




The complete list is: U.S.S. Washington - battleship  
 U.S.S. Sullivans - destroyer  
 U.S.S. Canberra - heavy cruiser  
 U.S.S. Hornet - aircraft carrier  
 U.S.S. Galveston - light cruiser  
 U.S.S. Dewey - frigate  
 U.S.S. Barry - destroyer  
 U.S.S. Rankin - attack cargo ship  
 U.S.S. Navarro - attack transport ship  
 U.S.S. William T. Powell - destroyer escort  
 U.S.S. Eddy County - landing ship  
 SSB(N) Patrick Henry - ballistic missile submarine

These kits, as one might imagine from the scale (1/1200th), are thin on details with many features (anchor chains, anchors, anti-aircraft guns, etc.) being molded into the parts.



That makes them fairly easy to build and this collection could be a great beginner kit for any budding ship modeler out there. Allowing for the age of the molds there is a smattering of flash and mis-shapen parts to contend with... nothing that is insurmountable.

These ship models are fun to build and while the lack of detail might put you off there is lots to like about this collection of warships. Any number of ideas sprang to mind as I completed my fleet. Among those are an underway replenishment diorama, table-top war gaming, a group build, or my favorite, a 3D version of the game 'Battleship'. Lastly, these petite models might make good tests beds for anyone contemplating their first foray into a resin sea scape diorama. Better to 'melt' one of these into the resin pour than your painfully completed 1/72nd Schnellboot.



USS Hornet



Atlantis Models does supply a small decal sheet with ship numbers and name plates as well as complete carrier deck markings for the U.S.S. Hornet. An additional bonus treat is the inclusion of some box art (actually bottom of the box art) to help with displaying your completed fleet.

My thanks to Atlantis Models and IPMS/USA for the review copy.

Support Your Local Hobby Shop!



## Luftwaffe fighters: Combat on All fronts Part 2

A review by Floyd Werner

For those of us who are Luftwaffe fans and historians, the Falke Eins page has been a wealth of knowledge for years. The webmaster is Neil Page who has now taken some of that information and published it in a beautiful square bound magazine with 130 high quality pages.

The focus of this book is the fighters, but it is not limited to single engine fighters. I found this refreshing. The cover art is a gorgeous painting of a Heinz Bar's FW-190 doing a low pass over a B-17 'Miss Quachita'. This sets the tone of the rest of the volume. The list of acknowledgements reads like a who's who of Luftwaffe research.

There are plenty of previously unpublished photos, some in color, that will appeal to the modeler and historian alike. Some pictures are full page pics while others are half page. The quality of the photos is exceptionally clear and very useful.

Sample chapters include Photo Profiles and personal accounts, as well as, unit history summaries. The very first chapter was intriguing to me and deals with the morale and fighting spirit of the fighter arm. This covers from the early years to the end of the war. It is eye opening and very well written. This is an insight that isn't looked at very often. Why would they keep flying? This chapter answers that question.



TALES OF BATTLE IN THE WAR-TORN SKIES OF WW2  
**LUFTWAFFE FIGHTERS:  
 COMBAT ON ALL FRONTS**

2



Fighter Pilot training is covered in the next chapter. Again, this is an often overlooked chapter in the Luftwaffe history. A special panel on training in JG-107 is interesting. Also the Dewoitine D.520 in Luftwaffe service is covered as is Wanderzirkus Rosarius.

A photo essay of the FW-190 on the Eastern Front is next up. A quick overview of JG-1 is interesting along with the new photos in this section.

Chapter **3**

**'You might be a hero,  
 but your instrument  
 flying is lousy!'**

Fighter Pilot Training - the Luftwaffe's Greatest Failure



Gefreiter Johann Veleba undergoing basic pilot training in a He 72 at an A/B Schule in the Deutsche Brod (Czech territory) during 1940. Veleba had joined the Luftwaffe during 1937 and trained as an aircraft mechanic before learning to fly and becoming a fighter pilot with JG 5. He was shot down and killed at the end of the war.



Contrary to the myth, the Luftwaffe of the Second World War was not a 'mighty force' created from scratch virtually overnight. For the most part German fighter pilots were hopelessly outnumbered. Indeed the Jagdwaaffe - the fighter arm - never numbered more than 1500 serviceable single seat fighters. By mid-1944 its major opponents could easily field five times that number. As with much of the German war effort, the surprising thing is not that the Luftwaffe fighter arm failed but that it performed as well as it did for as long as it did.

This second volume in the Luftwaffe Fighters: Combat On All Fronts series offers another selection of newly translated personal accounts detailing the individual experiences of some less well known Luftwaffe pilots, Gruppen and Geschwader.

LUFTWAFFE FIGHTERS: COMBAT ON ALL FRONTS | PAGE 2



The new 11./NJG 6 was led by Staffelführer Obdt. Martin Bauer seen here at the controls of his Bf 110. 11. Staffel had already re-equipped with the Bf 110 F-4 prior to departing for Romania, whereas 12. Staffel was still flying the 'C' model.



Distractions in Zilistea were few and far between – Bauer's Bordfunker Fw. Rudolf Stäbler kept himself occupied by looking after 'pet' news.



A 12./NJG 6 Bf 110 has come to grief following a landing accident – note the fuselage Balkenkreuz replaced with the Romanian cross.



Kommandeur IV./NJG 6 Hptm. Herbert Lütje in front of a Bf 110 fitted with the FuG 202 radar – note the radar array. With him is Obdt. Willi Reese of 10./NJG 6. Reese returned to Germany in early 1944 after a number of accidents – according to Bauer, he had 'forgotten how to fly' – and was replaced by Hans Meyer as Staffelführer.

The Gruppe did not return their first victory until September 14, 1943 – airborne on a late evening patrol over the mouth of the Danube, Fw. Karl Günselmann (11./NJG 6) intercepted a Soviet mine-laying DB-3. According to his own account, St.K Hptm. Bauer was surprised enough to undertake discreet checks, concerned that the downed twin could have been a Romanian or even a Luftwaffe Bf 110.

The Allied bombing campaign against the Romanian oil fields grew in intensity during the spring and early summer of 1944. By day it was led by the huge forces available to the USAAF 15th AF – the first B-24 Liberators flew against Romanian targets on April 4 and IV./NJG 6 claimed three downed, one falling to Staffelführer 10./NJG 6 Obdt. Hans Meyer. But as the bombing campaign was stepped up US fighter escorts inflicted heavy losses – on June 10, 1944, Kommandeur Lütje's 'Bofu' (Bordfunker) Ofw. August Bogumil shot down two S2 FG P-38 Lightnings with his twin MG 81s, but in the resulting engagement Bf 110 Cnd. coded 'Z' AF was hit

## Chapter 10

Down in the Drink  
Lt. Walter Seiz 3./JG 53

Flying a combat aircraft during the Second World War could be a hazardous business – even when the enemy was nowhere in sight. Flying a routine escort mission over the island of Malta in the Mediterranean one sunny March morning in 1942, Lt. Walter Seiz abruptly found himself fighting for survival high above the clear blue ocean. He tells the story in his own words.

"I was airborne in company with Uffz. Heinrich Blum on an escort sortie for a recon flight over Malta on March 14, 1942, at 08:15. We overflew the island at an altitude of around 5,800m. The Aufklärer recon aircraft, a Ju 88, was several hundred metres below us. As we passed over the southern coastline, the Ju 88 curved into a turn. Up to that point the sortie had run on rails. There was nothing to report. No Spitfires. No enemy fighters had put in an appearance.

I also banked into a turn. Suddenly I felt a jolt through my Me 109. There was a 'metallic' noise. I knew instinctively that my Rottenflieger had just collided with my machine. His tail assembly had sliced through my port wing. My Me 109 went straight down in a headlong dive. The machine began to rotate rapidly around the longitudinal axis. The speedometer was showing more than 800km/h and the slipstream was whistling and howling around the canopy. Only with the force of desperation was I able to jettison the canopy. Now I couldn't get the seat belts undone and the sea was literally racing towards me.

Even today I wonder how I remained so calm. I managed to get the belts off at an altitude of around 2,500m and due to the centrifugal forces was literally catapulted from the cockpit. I dropped like a stone, tumbling and spinning down, so that all my pockets were torn open and the distress flag, the tin cans of Schokolade, the flares and the dye bags flew away. I managed to hold on to a few flare rounds and packs of dye and to snap my pockets back up. It appeared to take ages for the speed at which I was falling to reduce to a normal rate of descent. Everything was happening very fast but it seemed like an eternity to me.

Suddenly I had a thought – how high was I? Estimating that I was at about 1,000 to 1,200m I started to feel for the ripcord handle of my chute. Another moment of panic; where was the handle? The

frantic twisting motion had caused it to slip backwards. Finally, I had the cool metal handle in my hand and tugged it. When the parachute silk billowed open with the characteristic rattling sound, there was the obligatory hard jolt and I was suspended in mid-air at about 500m above the blue sea with a view of the coast of Malta which lay some seven kilometres away.

Below me I caught sight of my Messerschmitt as it plunged into the Mediterranean in a geyser of water. Shortly before coming down in the water I checked the parachute lock. Damn, it had turned inwards and so I could not unbuckle the harness. Landing in the water still suspended under the canopy seemed to me to be far too risky as it would be very easy to get caught under the canopy or in the canopy lines. I pulled myself up with my



Seen here on the left, Lt. Walter Seiz poses for a snapshot with a 3./JG 53 comrade. Seiz tallied 14 victories before becoming a POW on August 24, 1944.

103

## Chapter 12

Photo Profile – Fw 190s  
of the Stabsstaffel JG 51

Images via Paul Stipdonk



An unknown Unteroffizier wearing a Jagdgeschwader 51's cuffband poses for a snapshot in front of Fw 190 A-8 'black 13--'.

The Stabsstaffel JG 51 (formerly 6./JG 51) was the only unit of JG 51 to remain on Fw 190s throughout the Geschwade's time in the East. The Stabsstaffel became a renowned exponent of close support and fighter-bomber missions during the retreat from Russia.

Their Staffel markings consisted of Kommodore style insignia; a bar either side of the fuselage cross with the chevron replaced by a black individual number. A number of their aircraft sported yellow spinners and cowls which may have been a recognition aid for German flak.



RIGHT: Fw. Johann Merbauer at the controls of his Fw 190 A-8 'Black 12' WNr. 752 060. Merbauer was MIA on March 26, 1945. He had returned eight victories.

A pilot profile of Erbo, Graf von Kageneck is next. You get to follow his career from pre-war to his death in Athens in 1942.

Night fighters of the East are up next. This is not only the twin engine Bf-110 but the He-111 and Ju-88 used in the night fighter roll. Some really unique photos are in this section that are sure to motivate the modeler.

JG-27 is known for its roll in the desert of North Africa, however, the unit soldiered on until the end of the war. A chapter dedicated to its Defense of the Reich from August 1943 to May 1944 is up next. This unit participated in both Schweinfurt/Regensburg raids. There are plenty of Bf-109s in this section for those who love the airplane like I do.

The air sea rescue of fighter pilots is addressed as well. This vital mission is often overlooked and what it meant to the pilots of the Jagdwaffe. Photo essays of Ju-88G-1 and FW-190s of JG-51 Stabs are included. A pilot profile of Heinz Zimmer who went from mechanic to being a fighter pilot is very interesting.

You can see that this volume really runs the gambit of the Luftwaffe fighter arm. Every type of aircraft is shown in the photos from the basic FW-44 to the advanced Me-262 and everything in between. Day and night fighters are covered equally. I personally can't wait for future volumes in this series. Excellent research, beautiful photos as well as personal stories. This really is a great overview of the Jagdwaffe.

Highly recommended

Thanks to Neil Page for the review copy. You can obtain yours on Amazon or various eBay sellers.



LUFTWAFFE FIGHTERS: COMBAT ON ALL FRONTS | HOKUM 2

Fw 190 'chequer board' cowls



Two white-cowled Fw 190 A-4s seen in Deelen during April/May 1943, most probably belonging to 1/JG 1 following the re-designation of IV. Gruppe (on the establishment of JG 1). The purpose of the overall white engine cowl was to aid unit reformation in the air after the first pass through the bomber boxes. Note the mottled speckled finish of 76 Heilmäul 'dots' over the fuselage greys on the aircraft nearest the camera. Visible under the wing of the second Fw 190 is the antenna mast for the FUG 16 ZE.

One aspect of Luftwaffe colour schemes that always causes debate is the issue of JG 1 Fw 190 'chequer board' cowls. These 'Streifenanstrichen' or 'special markings' were among the first attempts to come up with a colour scheme that would facilitate aerial re-formation of JG 1 fighters after a pass through the bomber Pulks.

The first 1/JG 1 machines to be painted with this so-called 'Schachbrettmuster' (literally, 'chessboard' scheme) were photographed with plain white cowls and from around mid-1943 1. Staffel added black checks to the white-cowling. The scheme did not last long on the aircraft reported by 1/JG 1 mechanic August Michalski: "One day our airfield at Deelen was raided by P-47s—their cowlings were also finished in the chequer board scheme. Because at this the airfield risk failed to open up on them—they thought they were our own aircraft—and the P-47s were able to strafed the field entirely unimpeded. Following this debacle our Fw 190s quickly had

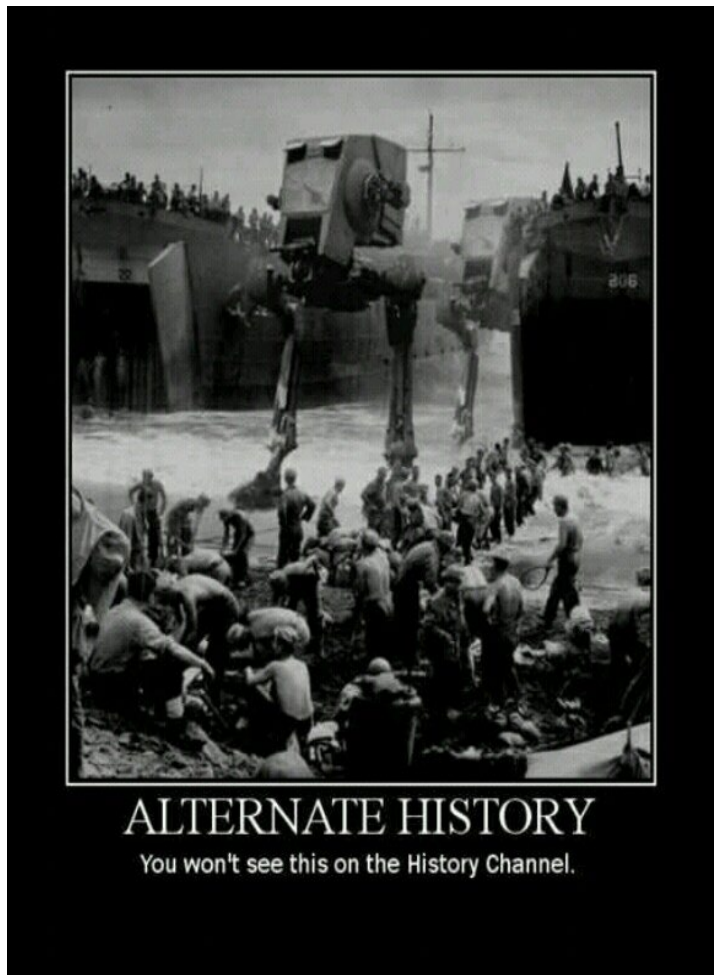
their checker cowls over-painted."

In interviews, no former JG 1 personnel could recall any colour combination other than white/black as even being used on JG 1 Focke-Wulf's. While sister Geschwader JG

11 did paint solid yellow or white cowls on some of their Fw 190s, the notion that yellow and red-coloured cowl checkers were also painted on JG 1 Fw 190s is based entirely on photographic interpretation.



"White 4" of 1/JG 1 after a taxiing incident complete with 'chequer-board' cowl. Note that there were no exceptions to this finish—the different Staffeln of JG 1 were painted the same identical black/white colour combination irrespective of the Staffel or Staffel Kennung.



# LIONHEART

## — H O B B Y —

Here's this month's featured products from Lion Heart.

1/48 Supermarine Spitfire  
Mk.XVI 'High Back'

Warhammer Underworlds:  
Deathgorge

Jokkmokk: The Winter Market

1/100 Gundam MG Guncannon  
Detector

1/100 Gundam MG Narrative  
Ver.Ka.


1/144 Gundam HG Black Knight  
Squad Rud-Ro A

*5500 Jack C Hays Trail, Kyle, Texas 78640,*

*(512) 504-3404*

*10:00 am – 06:00 pm*





MOBILE SUIT RX-0  
**UNICORN GUNDAM**



# What's Up wid You?

ASMS/Bill Delk sponsors an on-line ZOOM meeting with whoever wants to join us to talk about models and life. It happens almost every Sunday at 4:00.

Contact Bill Delk to have him send you a link to be able to get into the meeting.

Everyone is welcome.

Bill Delk`s e-mail address

Falconfyredeuce@gmail.com.

Jackson shared some of his WIP's and his completed models with the group.



This month's meeting was a good one. Jackson Hunter gave us a great presentation on the Slap Chop method of painting miniatures. The club tried a new format for the meeting in that the contest/presentation portion of the meeting is now presented first.



Bobbie Wilson shared her Voltron Black Lion.




Joaquin Ridgell shared his Egg Man with the group.



Mike Gilsbach brought in his 1/24 Kemo Blowfish piloted fighting suit.

If you're not familiar with the term Slap Chop, it refers to being able to quickly paint up a set of wargaming figures. The method sacrifices quality for quantity in order to paint up a great deal of figures in a short amount of time.

There are a number of tutorials on Youtube explaining the method.



Tim Robb brought in two models. The first was a 3.7cm Antitank gun complete with crew. The second was an F4-J.



Rick Herrington brought in his Gort model re-creating a scene from Forbidden Planet.



Mike Lamar brought in 4 of his completed projects including a 1/144 FW-190D9.





Vince Hutson brought in an in-progress Spitfire.





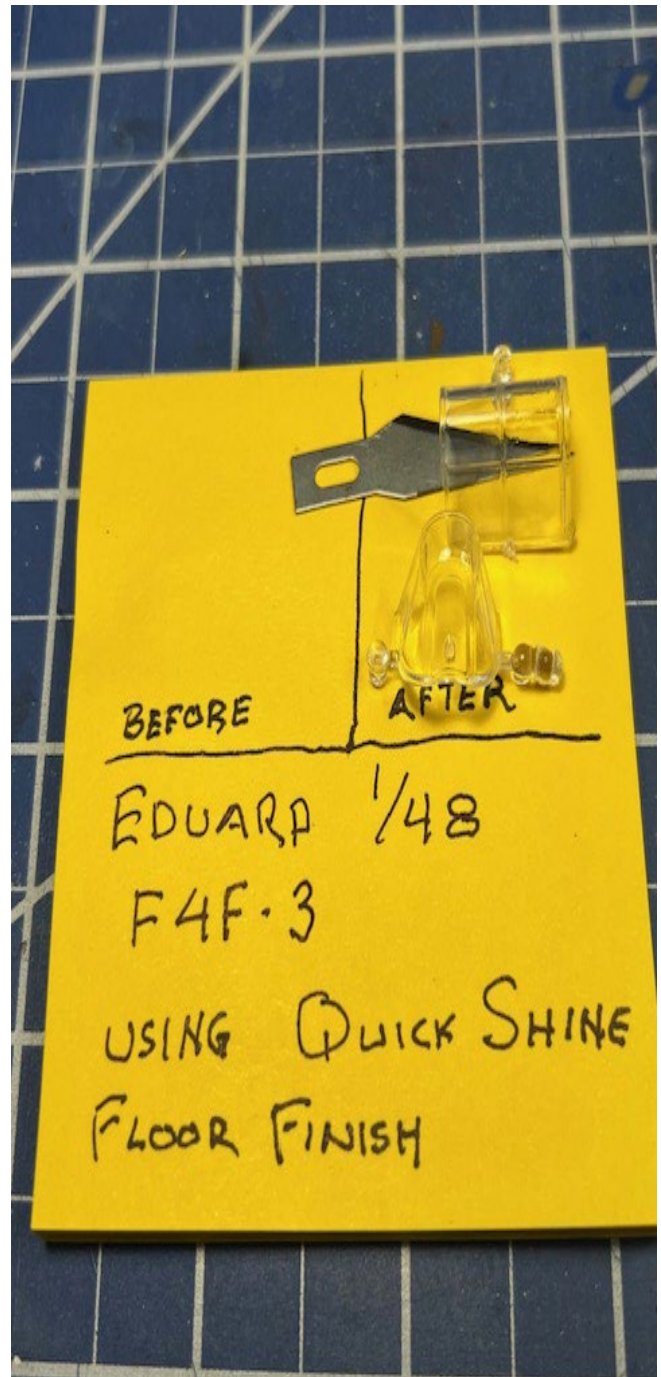


Last up in the column is Matt's Tie Fighter. Matt tricked out the Bandai Kit with aftermarket photo etch. His model won first place in the Sci-Fi contest.



Thanks to everyone that shared their work.

Dave Edgerly has been experimenting with a product to use for his clear coats including dipping his canopies. It's called Quick Shine multi surface floor shine.



Dave likes the result so far both for an overall clear and a canopy dip.

## *Old Rumors and New Kits*

### *New and In View Aircraft* by Ron McCracken

Offerings for July include two new-tool kits along with a wide selection of re-pops some of which include new parts or new decals. Revell has adopted a theme for their re-releases, aircraft of the “Red Bull” demonstration group.

**1/35th Scale:**  
Trumpeter has announced a new-tool UH-1B Huey



1/48th Scale:

Eduard has re-released their Bf 109G-6 Erla in a Weekend Edition kit with four markings options.

**eduard**

**WEEKEND**  
edition



**Bf 109G-6 Erla**

scale **1/48**

Eduard has re-released their Spitfire Mk.XVI High Back in a Profipack Edition with six markings options for either the standard or high back canopy.

**eduard**

**ProfiPACK**  
edition



**Spitfire Mk.XVI High Back**

scale **1/48**

HobbyBoss has announced a new-tool Bf 109E-3 in JG54 "green hearts" markings.



ICM has re-released their Beaufort Mk.I with alternate armament parts for a bombing raid rather than a torpedo raid.

MODEL KIT N° 48314

**Bristol Beaufort Mk.I**

**Bombing raid**

**1:48 SCALE**

**ICM**  
*Not in the Seat*

- Bristol Beaufort Mk.I torpedo bomber with suspended bomb armament
- Includes a set of WWII RAF aviation ordnance with various types of bombs (high-explosive and armor-piercing)
- The model can be assembled with either with 250-pound or 500-pound bombs
- Separate decals for the aircraft and aviation armament

ICM has released a combo kit of two US Aerial Target Drones (the KDA-1 and BQM-34A), which had previously been issued as separate kits.

**MODEL KIT N° 48399**

## US Aerial Target Drons



**1:48 SCALE**

- Models of two drones with transport trolleys: KDA-1 and BQM-34A
- Drones can be assembled either on the airfield or suspended under the wings of aircraft
- Can be combined with 1/48th scale models of DB-26B/C, JD-1D Invader or other drone carrier aircraft
- Decals with different marking options included

**ICM**  
*Now in the East*

The Flying Bulls are a commemorative/demonstration team that fly a variety of aircraft carrying their distinctive “Red Bull” insignia. Revell has re-issued four 1/48th scale kits in the 25th Anniversary markings of this organization:

• AH-1F Cobra • B-25J Mitchell • F4U-4 Corsair • P-38G Lightning





1/72nd Scale:

Eduard has released their P-51D Mustang kit in a Dual Combo Royal Class version, with 14 markings options.



Fine Molds has re-released their F-4EJ Kai Phantom II in 302SQ markings.



Hasegawa has re-released their B-47E Stratojet in 100 BW markings, with new parts for the Rocket-Assisted Take-Off (RATO) units sometimes used on these aircraft.





Hasegawa has re-released their F-16C Fighting Falcon in Ace Combat 7 “Skies Unknown” markings.



Hasegawa has re-released their Kawanishi H8K2 Type 2 Model 12 flying boat in 901st Flying Group markings.



Revell has re-released a Tornado 50th Anniversary Twin Pack, no further details known.



1/144th Scale:


Academy has re-released their Boeing 737 in 'Columbian Air Force' markings.



Revell has re-released their A321-200 in Condor's distinctive striped markings.



And there you have it for July. Go build a model!




# Shipping News

by Rick Herrington

Ahoy mates! Lots of re-pops this month along with a few new items. Aoshima has five releases in 1/700 for us starting out with HMS Norfolk. This is a welcome release. You may recognize her from the Bismarck chase.



Next from Aoshima is the IJN I-19 submarine.



Next from Aoshima is the IJN Destroyer Fuyutsuki



Aoshima is releasing a sub depot ship the Taigei



Last from Aoshima is the light cruiser IJN Oyodo



Fujimi is releasing the IJN heavy cruiser Tone as she looked during Operation Shoichi Go.



Last in 1/700 scale is a release from Vee Hobby the USS Houston a US light cruiser.



Moving on to 1/350 scale Dragon is up first with their release of the US destroyer Laffey.



Next in 1/350 is Border Models IJN Yamato.



Finally in this month's column Trumpeter is releasing the US Carrier Midway CV-41.



# Tracked Topics

By Panzer Lehr

Howdy tread heads! A good month for releases especially for you 1/16th scale fans. Let's start off with 1/72nd scale. IBG is up first with a British armored car DAC Mk II.



DAC Mk.II British Armoured Car

1:72  
72145

Vespid has an A-34 Comet Mk 1B



A-34 'Comet' MK.1B

A-34 "彗星" 巡洋坦克MK.1B

1/72 Scale  
Item No: V5720004



Meng has a great new release in 1/72, a US M142 Himars. This looks like a gem.



U.S. M142 HIMARS HIGH MOBILITY ARTILLERY ROCKET SYSTEM

美国M142“海马斯”自行火箭炮系统

1/72 72-004





U.S. M142 HIMARS HIGH MOBILITY ARTILLERY ROCKET SYSTEM  
美国M142“海马斯”自行火箭炮系统  
1/72 72-004



MENG  
WWW.MENG-ROCKET.COM




MENG  
WWW.MENG-ROCKET.COM



ICM has a couple of new releases for us. The first is a Ukrainian Leo 2A6 with crew. Apparently this is Revell's Leo kit with new crew figures added.



The second release from ICM is a Kfz 70 with an MG 34.



Moving on to 1/35 Dragon is up first with what else, a Tiger 1. This one is labelled as Operation Ochsenkopf.

MiniArt has a couple of new ones for us. The first is a Puma witha Luchs turret.





Next from MiniArt is a Sdkfz 234 with a 75mm gun.



Two re-releases from Italeri, an A model Panther and a Carro Amato P-40.





RFM is releasing a JLTV (Joint light tactical vehicle) which from the pictures looks great.

M1279 JLTV Utility (UTL)





Moving on to shelf buster scale four new releases in 1/16th scale. The first two are from Dragon, an SAS Raider 4 by 4 (Europe) and an SAS 4 by 4 Desert Raider (LRDG)



Finally, Trumpeter is releasing a King Tiger Porsche turret.



IPMS USA is soliciting articles. We've got some great modeller's in this area and you can help the mother organization to flourish by submitting an article to the Journal.

# ARTICLES WANTED!

Maybe you build cars.  
Or jets. Or figures. Or tanks.  
Maybe you slap em' together.  
Maybe you count every rivet.

## WE WANT TO KNOW WHAT YOU ARE BUILDING

How did you built it?  
What makes this particular subject interesting?  
Do you have any special tricks?

Any IPMS USA member can submit an article on any modeling related topic to the IPMS USA Journal  
The standard word count is 3000 and it should be well documented with high resolution photos  
Send inquires to: [ipms-q@ipmsusa.org](mailto:ipms-q@ipmsusa.org)



Central Texas  
Scale Modeling Society




*Something for Everyone!*



**King's Hobby**

**Modeling With You  
Since 1973**

7801 N. Lamar Blvd., Ste B169,  
Austin, TX 78753  
(512) 836-7388



[kinginfo@kingshobbyshop.com](mailto:kinginfo@kingshobbyshop.com)

<http://www.kingshobbyshop.com>



ISRAEL MAIN BATTLE TANK MERKAVA Mk.4M  
w/ROOF-MOUNTED SLAT ARMOR  
以色列梅卡瓦Mk.4M主战坦克带顶棚格栅装甲  
1/35 TS-056





## Join International Plastic Modeler's Society / USA

IPMS/USA is dedicated to the hobby (and fun) of Scale Modeling. It was started by Jim Sage, of Dallas, Texas, in 1964. There are now branches of IPMS all over the world. Our Local Regions and Chapters sponsor Model shows and contests every year, but you needn't be a member to visit the shows or attend the club meetings!

With IPMS/USA Membership, you will receive the outstanding IPMS/USA Journal six times a year - it includes features on all modeling subjects such as aircraft, armor, automotive, ships, figures - you name it! You will also find listings of IPMS contests, swap meets, hints and tips, and reviews. Membership also qualifies you to participate in IPMS/USA sanctioned contests, and particularly in our World-famous National Convention, held each summer. As a member, you'll also be able to access our online Discussion Board, where a wide variety of modeling topics are discussed, and enjoy interaction with other serious modelers for help with questions about modeling techniques or the Society in general. Many Hobby Shops and Model Vendors around the USA offer discounts to IPMS/USA Members.

Visit us at: <http://www.ipmsusa.org/>  
Join up online at: <http://www.shopipmsusa.org/category-s/100.htm>

For any questions or problems with your membership application/renewal, please contact the IPMS/USA Officer Manager at [manager@ipmsusa.org](mailto:manager@ipmsusa.org)

International Plastic Modelers' Society/USA

Membership Application / Renewal Form

New  Renewal  IPMS#: \_\_\_\_\_

Name: \_\_\_\_\_

Address: \_\_\_\_\_

City: \_\_\_\_\_ State: \_\_\_\_\_ Zip Code: \_\_\_\_\_

Phone: \_\_\_\_\_ E-Mail: \_\_\_\_\_

Chapter Affiliation, if any: \_\_\_\_\_

Junior (17 years or younger)  \$17.00 Date of Birth \_\_\_\_\_

Adult One year  \$30.00

Two years  \$58.00

Three years  \$86.00

Canada & Mexico  \$35.00

Foreign Surface  \$38.00

Family  Adult fee + \$5.00

# of cards? \_\_\_\_

Your Signature: \_\_\_\_\_

If recommended by an IPMS member, please provide his/her:

Name: \_\_\_\_\_ IPMS #: \_\_\_\_\_

PAYMENT OPTIONS:

Cash  Amount: \_\_\_\_\_

Check  Check #: \_\_\_\_\_ Amount: \_\_\_\_\_

Where did you hear about IPMS/USA? Please check all that apply:

Local model club

Friend

Ad in IPMS Journal

Facebook

Ad in other magazine

Internet search

IPMS web site

I'm a former member rejoining

Other \_\_\_\_\_

Applications should be printed and mailed to:

IPMS/USA

P.O. Box 1411

Riverview, FL 33568-1411





Austin's premier source for  
comics and gaming.

**2024 SUMMER  
CAMPS!**  
**-SIGN UP TODAY-**



**MINIS PAINTING CAMP**  
**JULY 29TH-31ST**

**LORCANA CAMP**  
**JULY 15TH-19TH**

2438 W. Anderson Ln,  
Suite B-1  
Austin, TX 78757