

# ASMS



# SPRUE EXAMINER



**Challenger Kosovo Camo**  
by Rick Herrington

**Sprue Recycling**  
by William Zych

[austinsms.com](http://austinsms.com)



April 2025

*What's UP? Old Rumors & New Kits Tracked Topics*

News • Articles • Features • Opinions • Advice •

# CONTENTS

**Page 3 The President's Soapbox**

**Page 4 House Cleaning**

**Page 5 Challenger Kosovo Camouflage by Rick Herrington**

**Page 7 Sprue Recycling by Bill Zych**

**Page 9 Route 66 Model Expo by Tim Robb**

**Page 13 ABIA Update by Bill Zych**

**Page 16 What's Up Wid You?**

**Page 23 New and In View by Ron McCracken**

**Page 35 Shipping News - by Rick Herrington**

**Page 37 Tracked Topics by Panzer Lehr**

## ASMS Officers & Chairpersons

Tim Robb - President; [president@austinsms.org](mailto:president@austinsms.org)

Ron McCracken - Vice-President; [vicepresident@austinsms.org](mailto:vicepresident@austinsms.org)

Aaron Smischney - Finance Minister; [treasurer@austinsms.org](mailto:treasurer@austinsms.org)

Seth Souza - Secretary; [secretary@austinsms.org](mailto:secretary@austinsms.org)

Rick Herrington - Newsletter Editor; [editor@austinsms.org](mailto:editor@austinsms.org)

Show Coordinator; [showcoordinator@austinsms.org](mailto:showcoordinator@austinsms.org)

Mike Gilsbach - Webmaster; [webmaster@austinsms.org](mailto:webmaster@austinsms.org)

Ben Morton - IPMS/USA Coordinator; [chaptercontact@austinsms.org](mailto:chaptercontact@austinsms.org)



[www.austinsms.org](http://www.austinsms.org)

Austin Scale Modelers Society (ASMS) is a chartered chapter of International Plastic Modelers Society (IPMS/USA). ASMS meets on the third Thursday of each month. Annual dues for full membership are \$25/individual or \$30/family. The views expressed in this newsletter are those of the authors. It is intended for educational purposes only.

ASMS does not endorse the contents of any article.

## Our Sponsors

Phil Brandt (in memorium)


Eric Choy Angela Forster

Jeff Forster Russ Holm

Rick Willaman Jack Johnston

Mike Krizan Rick Herrington

Dragon's Lair comics and fantasy



[www.austinarmorbuilders.com](http://www.austinarmorbuilders.com)



[www.kingshobbyshop.com](http://www.kingshobbyshop.com)



[www.wmbros.com](http://www.wmbros.com)



[www.ctsms.org](http://www.ctsms.org)

## IPMS/USA Support the Troops Initiative

The IPMS/USA initiative was established to provide model kits, supplies and reference materials to our servicemen and women serving in combat zones, recovering in hospitals, and rehabilitating in specialized facilities. The program is expanding into other areas as well. Some local programs take place in USO facilities, some are centered around active duty personnel and are scattered across the country. The IPMS/USA Support The Troops program is still going full-tilt. The national program director is Jon Emery. Jon is accepting any and all contributions and is sharing them with all of the active programs around the country.

[www.models4troops@gmail.com](mailto:www.models4troops@gmail.com)



# PRESIDENT'S SOAPBOX

BY TIM ROBB



Hi everybody,

Who is going to the Model Mania show in Houston May 3rd? Let's set up our carpools. As a reminder there are no tunnels between here and Houston so carpooling is perfectly safe --- no worries at all about carpool tunnel syndrome. Our goal: for ASMS members to collectively enter more models than Richard Kern.

Who is going to Scalefest in Grapevine May 24? Let's set up our carpools. See above safety note and model entry goal.

Coming soon is our Gundam and Sci-fi themed quarterly contest at the June meeting.

Next, I DOUBLE DOG DARE YOU to get your models started for the Double Dog Dare Challenge. Models are due to be shown at the July ASMS meeting. Those challenged at the BBQ/ Raucous kit Auction last summer are Asher Legge, Gordon Stiemens, Charlie (back in town) Hauptrief, Fred Wang, Brock Severson, Tony Wang, Ron McCracken, Jack Johnston, Seth Souza, Chris Chany, and myself.

See you at the meeting. Please bring your latest and/or something in progress.

*Go Build a Model AND Take it to a Show.*

Tim





# HOUSE CLEANING



## ASMS MEETING

**Fourth Saturday each month  
at 11:00 AM**

**No Reservations Neccessary!**

**Austin Northwest Recreation Center  
2913 Northland Drive  
Austin, TX**

### ***ASMS Club Dues Are Due!***

Annual ASMS club dues are \$25.00/individual  
or \$30.00/family.

You may bring your dues to a club meeting or remit  
same to ASMS, 1928 Dragonfly Loop, Bastrop, TX  
78602.



## Events

*IPMS Houston Model Mania  
May 3, 2025  
Stafford Center  
10505 Cash Road,*

*Stafford, TX.*

## Club Quarterly Contests

### Monthly Meeting Presentations:

“Evolution of the Fixed-Wing Gunship”  
by Jeff Erp



# CHALLENGER KOSOVO CAMOUFLAGE

BY RICK HERRINGTON

One of the few times that the British Challenger tank has been employed in action was during the intervention by Nato into the conflict between the Serbians and the Albanians circa 1998-1999.

The Challenger was deployed as part of a multi-national force called KFOR which was short for Kosovo Forces. the Challengers were clad in a Bronze Green and Nato Black camouflage.

If you build a lot of UK armor there aren't many choices for color schemes, basically olive drab or bronze green. with the exception of the sand yellow for Operation Granby (Desert Storm) and the Cheiftains of the BAOR (British Army of the Rhine) that were stationed in Berlin and sported their own brand of urban camouflage. The camouflage I'm depicting on my Trumpeter 1/35 Challenger is the UK's attempt at a disruptive pattern. The colors are several shades of green finishing up with Tamiya's Nato Green and Nato Black. The base coat darker green is Tamiya IJN Green over a black primer.



Being the anglophile that I am I have two Tamiya Challenger 2's, two Tamiya Challenger 1's and an RFM Challenger 2 and Challenger 2 TES. The RFM Challenger 2 TES is close to 85% done. The Challenger is just one of those machines I find fascinating like the Eurofighter Tornado.

To do the camouflage I outlined the pattern listed in the Trumpeter instructions on the tank with a fine point sharpie. As it is a hard edge camouflage I outlined the sharpie lines with black paint and then filled in with my

airbrush with Nato black. This was post highlighting of the green.



I didn't highlight the black as I planned to use the oil dot method to weather the tank. It has been some time since I'd built a Trumpeter kit but as this is the less expensive of several options and came with a dozer blade that will easily mount to the Tamiya kit I am happy with the result.







# Sprue Recycling

by William Zych

What are you doing with those sprues when you are done with your project? I cut out and keep any parts not used and these go in the spare bin, but what about the rest? At the very least let's hope they are ending up in the recycle bin and not the landfill.

Sure, you keep some for making antennas, maybe lights or even bottles and other bits for your dioramas. Paint stirrers are another option to get the settled pigment moving from the bottom of that Tamiya bottle.

Here are some other options to consider before you toss them out.

## 1. Make Filler Putty

Polystyrene, the polymer in modeling kits, is an inexpensive and malleable plastic dissolves readily in volatile solvents, such toluene aka methyl benzene, which are the active ingredients in plastic cements and modeling glues.

To make the custom plastic putty, cut up your sprues into very small pieces. Smaller pieces help dissolve better. Put the plastic sprue bits into a glass jar. Then, add the plastic cement by drop until the plastic is completely dissolved.

Sprue Goo makes a good filler for gaps or can even be poured into a mold to create a custom part.

## 2. Figure Bases

Cut a few sprues the same length and glue them together to give you a unique base for a figure.

## 3. Terrain, Buildings, Urban Scenery

Cut small or get a cheap coffee grinder to turn them into small pieces to scatter about as stone or rocks or maybe a fence or tank barricade.

Use uncut sprues as a frame for a building that can be covered with other material for walls.

## 4. Recast into a Plastic Card

The inspiration for this article was an article that I read talking about taking your sprues and melting them into sheets that can be used for just about anything. Walls for a building, inexpensive diorama bases or anything else that you can think of or do with purchased sheet styrene. The process is straightforward and will just need a few things.

The big thing is a waffle iron with flat griddle plates. You can find these at Goodwill or Savers for less than \$20. The other item that you will need is parchment paper as a liner so that the melted plastic does not stick to your iron. I also acquired a metal plate to reduce the thickness of the sheet created by reducing the space in the waffle iron.



The process that I use starts with a sheet of parchment paper, then a pile of cut up sprue. I use longer pieces as borders and fill in with smaller. Don't worry about not getting enough. If a hole is left behind, you can always add more and heat again.





Another sheet of parchment paper on top of this, then my metal plate for additional weight and close the lid. Don't use high temperature for this. I have the iron set to a low temperature and just leave it running and come back to it after an hour or so and I have a flat plate.



I do this outdoors for several reasons. Melting plastic gives off fumes that can be bad in an enclosed space and for safety reasons. A spill of melted plastic out on the concrete patio is no big deal and in the unlikely event of fire or meltdown of that old waffle iron.

Don't worry about missed spots, just add more sprue and run again.

I hope this gets everyone's creative juices flowing and maybe generates some additional thoughts for recycling those sprues. I will end with an offer to all, if you provide sprues, I will create you a sheet if you are interested.





# TULSA MODELERS' & TULSA MINIATURE

## FORUM — MOTORWORKS —



**SATURDAY APRIL 5TH**  
TULSA, OKLAHOMA  
ROUTE66MODELEXPO.COM

### NATO vs EASTERN BLOC

#### ICONS OF THE COLD WAR


- Dual theme Awards for outstanding **NATO** and **Eastern Bloc** subjects
- Exhibition Format Show
- GSB Awards
- Evaluations with **FEEDBACK**
- Easy Online Registration


**MODELLERS WITHOUT BORDERS WOW FACTOR AWARD**

April 5 I had the privilege of making my first visit to the Route 66 Model Expo in Tulsa, Oklahoma. The show was held at Park Church of Christ, a large church with several buildings. The model exhibit tables were set up on a basketball court. The day was cold, rainy, and windy but this did not ruin the show. There was still a good turnout and over 400 models were there to be seen, and a full vendor area with over 50 tables. There was also a spacious area set up for the awards presentation. This is quite a nice venue.

The host Tulsa Modelers Forum billed this show as the future of model shows. It was truly different in a number of ways from any other show I have attended. The show had an exhibit format entrants were encouraged to bring up to 20 models and choose up to four of them to be judged with a flat entry fee of \$20. Judging was done in a gold - silver - bronze style. Each model judged received written feedback from the judges. Models not entered for judging were still considered for special awards. Models were not arranged on the display tables by category, rather each Modeler's work was displayed all together in a spot on a table just for his/hers. The model collections were identified with the Modeler's name. So yes, judges did know whose models they were judging.

Emphasis at this show was very much on presentation of the models. Some of the displays were quite elaborate and attractive.





ASMS was represented by myself and Mike Lamar. Mike took four 1/72 Ki-84s, which he selected for judging, and six 1/48 FW-190s. All four of the Ki-84s received gold and his whitewash painted FW-190 received the Best Axis Aircraft special award I took my Bondo build 1/48 Mystere IV, my vacform 1/48 PZL 46, and a 1/144 DC-3. All three received bronze.



Hugo Garcia attended all the way from Edinburg and won Best Auto with his piece that was Best of Show at River-Con. Dana Mathes attended from San Antonio and won Best Armor with a Lanchester armored car and also the Court Hughes Memorial award.. Best of Show went to a Gundam Mk. V built by Luke Hess.










I enjoyed being at this show. I got to see a few guys from the Red River Modelers and from the Central Arkansas club who I met at Shreveport in February and also met folks who came down from Kansas and Missouri, as well as meeting Casey Gray, Greg Kttinger, Mark Baber, and Jim Martin from the host club. Good modelers are everywhere! Go build a model.



Casey Gray and Jim Martin



Mike Lamar's display







Let's start with a hearty THANK YOU to Ron Askew, who planned the arrival of his flight back home to coincide with the last conservator day and then stuck around and helped me finish up. Here are the remaining conservator dates for 2025 and who has signed up to help:

Date	Volunteer #1	Volunteer #2
5/2	Bill Zych	Still Available
6/13	Bill Zych	Still Available
7/25	Bill Zych	Still Available
9/12	Bill Zych	Still Available
10/24	Bill Zych	Still Available
12/12	Bill Zych	Still Available

These dates are all on Friday afternoons with a start time of around 1pm and typically last no longer than two hours. Red Lot parking at the airport will be taken care of if you bring in your parking ticket.

Looking for at least one, maybe two individuals per date. Any more than that and we will be stepping on each other. The extra person will let us start doing more than just keeping up.

### New Models to Build

Research identified new aircraft to add, and the club has acquired some of these kits, that now need a pair of hands to build. If you are interested in doing this, please raise your hand. These will be 1/72 scale, no aftermarket parts, except for possibly markings if we have identified a specific aircraft that flew from here.

### Research

Not glamorous but needed. Details need to be gathered for existing and new to fill future documentation that the city wants to gather about each aircraft and for future expansion of the display. If this is more your speed, there is already a few tasks that can be handed out and worked.

### Photos

I know there are some photographers amongst us. Please lend us your talents. As part of research and history, we want to photograph every one of the aircraft for those records. We can talk about different ways of doing this for those that can help with this.

For those interested in helping with this project, please see me at a meeting or contact me via email at [williamzych@gmail.com](mailto:williamzych@gmail.com).



# LIONHEART

## — H O B B Y —

Here's this month's featured products from Lion Heart.

3rd Annual Fantasy/Sci Fi paint contest

Bandai 1/144 Gundam HG Moon Gundam

HG MSZ-010 ZZ Gundam

HG Bandai Juptive Gundam 1/144

5500 Jack C Hays Trail, Kyle, Texas  
78640,



**LIONHEART**  
—HOBBY & GAMES—

**3RD ANNUAL  
FANTASY/SCI-FI  
PAINT CONTEST**

At last! Happening right inside the store!

● APRIL 26, 2025 ●





# LIONHEART

## — H O B B Y —





# What's Up wid You?

ASMS/Bill Delk sponsors an on-line ZOOM meeting with whoever wants to join us to talk about models and life. It happens almost every Sunday at 4:00.

Contact Bill Delk to have him send you a link to be able to get into the meeting.

Everyone is welcome.

Bill Delk`s e-mail address



Last month we had the results of the Bandai Jesta group build and a lot of super models.




Hunter Jackson's Jesta



Gordon Stiemman's Jesta build. Voted winner of the group build. Congratulations Gordon!








Clayton Pfeifer's Jesta



Joaquin shared his White Death Zaku II F2 which was hand painted.



Fred Wang's Jesta




Bob Bethea shared some of his nonpleted and in progress peices including a 1/10 Wizard, a 1/10 Germanic Warrior and an Alpine US GI






Gene Myers brought in his build of Revell's Tommy Ivo's Showboat in 1/25 scale.



He also shared his build of Revell's Challenger I.



Bill Zych brought in his Typhoon K in 1/35.





Andrew brought in a 1/35 Tamiya Tiger 1 from the early 70's.

Ron Askew shared his Stug 3 diorama.




Jason Gillis shared his Alpine 29th Infantry WW2 GI

Steve Anthony shared his "Okies Lament" diorama. Steve is a teacher and constructs these dioramas to make history real for his students.




Jackson Hunter shared Imotekh the Storm Lord and watch captain both in 28mm scale.








Jorge Martins brought in his 1/48 Model Mania KI-2727 Type A Nate. Jorge hand painted the insignia.



Mike Lamar shared his Arma 1/72 KI-84. The green camo was hand painted.






Joaquin shared his first aircraft kit, a Revell 1/72 Albatross D3.




Rick Herrington brought in one of his "Started by Milton" kits, a Tamiya Mig 15 in 1/48 scale.



Ian Latham shared his 1/48 Hasegawa FW-190A4.



Sam Taylor brought in a challenge model, his 1/24 AMT Viper. This was his first car model.



Sam also shared his Tamiya T-34 76 with the group.



Ron McCracken brought in his Azure 1/72 Martin A-30. This was also a "Started by Milton" kit.





Tim Robb won first place in the “Started by Milton” contest with his Minicraft United Air Lines DC-3.



Scott Holmes won Model of the Month with his superbly painted Vizzik Skour Prophet of the Horned Rat from Games Workshop.



Garret Holmes brought in his Bandai 1/60 scale RX-78-Z Gundam PGU.



Your Name: SCOTT HOLMES  
VIZZIK SKOUR PROPHET OF THE  
HORNED RAT

Thanks to everyone that shared their great models with the group.



## *Old Rumors and New Kits*

### *New and In View Aircraft* by Ron McCracken

April has a fair number of new-tool offerings, along with lots of re-releases having new parts – which generally means a new version. The ultra-braille scale fans especially have a lot of new offerings.

1/35th Scale:

Border has re-released their Stuka kit as a Ju 87D-5 with new parts.





1/48th Scale:

Airfix has re-released their Chipmunk with new parts for a Chipmunk T.10/T.20.



Airfix has re-released their F-86F Sabre with some new parts.





Airfix has released a new-tool Lysander Mk.I/Mk.II.



## 1:48 WESTLAND LYSANDER Mk.I/Mk.III

A07116 MODEL KIT • MAQUETTE A MONTER • MODELLBAUSATZ • MODELLO A SCALA • BOUWMODEL • MAQUETA PARA MONTAR • PLASTBYGGSATS • RAKENNUSARJA • MODELO PARA CONSTRUIR • MODELBYGGESÆT • ΣΥΝΑΡΜΟΛΟΓΟΥΜΕΝΟ ΜΟΝΤΕΛΟ

Airfix has also re-released their Sea King as an HC.4 variant with new parts.



## 1:48 WESTLAND SEA KING HC.4

A11008 MODEL KIT • MAQUETTE A MONTER • MODELLBAUSATZ • MODELLO A SCALA • BOUWMODEL • MAQUETA PARA MONTAR • PLASTBYGGSATS • RAKENNUSARJA • MODELO PARA CONSTRUIR • MODELBYGGESÆT • ΣΥΝΑΡΜΟΛΟΓΟΥΜΕΝΟ ΜΟΝΤΕΛΟ

Known as "King of the Jungles", ZA298 was the longest serving Sea King HC.4. For over 30 years it was active in wars in the Falklands, Bosnia, Iraq and most recently Afghanistan.



Great Wall has re-released their F-14 as an F-14D Tomcat with new parts.

GMH®



# F-14D TOMCAT

F-14D "雄猫" 战斗机 1/48 SCALE 4834

ICM has re-released their B-26 as a B-26G Marauder with new parts.

**B-26G Marauder****WWII American/France  
Bomber****ICM**  
*Nets in the Lead***1:48  
48323****NEW  
PARTS**



MiniArt has re-released their Junkers F13 as a Float Plane variant with new parts.



VOLODYMYR  
BOOTH24

Modelsvit has re-released their Bf 109 as a Bf 109W-1, which is a floatplane variant.





RS Models has re-released their Bu 131 as a Bu 131A Jungmann variant with new parts.



Trumpeter has released a new-tool AH-64A Apache





1/72nd Scale:

Azur has re-released their MB 210 as a “Late” version with new parts.



Fine Molds has re-released their F-14A Tomcat as a VF-2 version with new parts.





Great Wall has released a new-tool A-10C Thunderbolt II.



Modelsvit has released a new-tool Mirage G8.01.





Revell has re-released their P.1099A - P Series.



SBS has re-released their Farman F.231 with new parts



# **FARMAN F.231**

1/72 scale resin kit for experienced modelers

SBS.LIMITED

'Lalouette & de Permangle record flight 1931'




www.sbsmodel.com

Contains: - Resin parts - Etched parts - Clear resin parts - Decals



1/144th Scale:

Armory has released a new-tool La-15 Fantail.



FoxOne has re-released their F-16 as an F-16I Sufa with new parts.





FoxOne has released a new-tool F-313 Qaher.



FoxOne has re-released their Beech King Air as a JCG MA350 with new parts.





Litaki has released a new-tool Tu-22M2 Backfire B



**Litaki**  
MODEL KIT

# TU-22M2 Backfire-B

## Anti Ship Missile Carrier

**1:144**  
144001

3 D printed parts included

CARLOS ALONSO 2024

X-Scale has released a new-tool P-3C Orion.



**X-Scale**

1:144

StarfighterUA1971

# P-3C ORION

TURBOPROP ANTI-SUBMARINE  
AND MARITIME SURVEILLANCE AIRCRAFT

X144007

And that's it for April. Get out there and build a model!



# Shipping News

by Rick Herrington


Ahoy mates! Fresh winds and fresh kits!  
Let's start with 1/700. First up is Pit Road with an IJN torpedo boat.



Pit Road is also releasing a Japan Coast Guard Vessel PLH-33

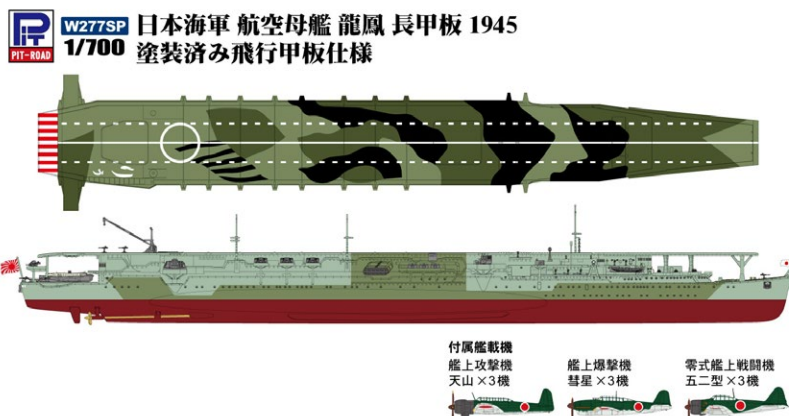


Next from Pit Road is the IJN tanker Shioya.



日本海軍 駆逐艦 秋月

Last from Pit Road is the IJN aircraft carrier Ryuho (long deck version)





Aoshima has three releases for us. The first is an IJN seaplane tender Chitose



Aoshima has two carriers for us. The first is the IJN Unryu, The second is HMS Illustrious,




Flyhawk has a new PLAN release, the type 055.



Moving on to 1/350 first up is Fujimi with the IJN battleship Yamashiro circa 1945.



Fujimi is also releasing just the bridge works for the battleship Fuso.



※本製品は既存製品の1/350スケール戦艦扶桑の金型を使用したものです。



Last in the column is from Hasegawa the IJN destroyer Yukikaze



That's all the wind in the sails for this mont. Until next, go build a model!

# Tracked Topics

By Panzer Lehr

It's good to be an Armor modeller, especially this month. Let's start off with 1/72 scale.

MiniArt is up first with a Stug 3G.

MiniArt is also releasing a Shturmhaubitze 42.

## STUG III AUSF. G LAST ALKETT PROD

PLASTIC MODEL KIT THIS IS NOT A TOY  
BOX CONTAINS MODEL OF SELF PROPELLED GUN  
PE PARTS ARE INCLUDED  
4 DECAL OPTIONS



## STUH 42 AUSF. G MID PRODUCTION

PLASTIC MODEL KIT THIS IS NOT A TOY  
BOX CONTAINS MODEL OF SELF PROPELLED GUN  
PE PARTS ARE INCLUDED  
4 DECAL OPTIONS





Fujimi is releasing a Komatsu LAV,



Meng is releasing a Merkava 4 with trophy system.



Moving on to 1/35 scale Academy has a limited release Hetzer circa 1945 Prague.



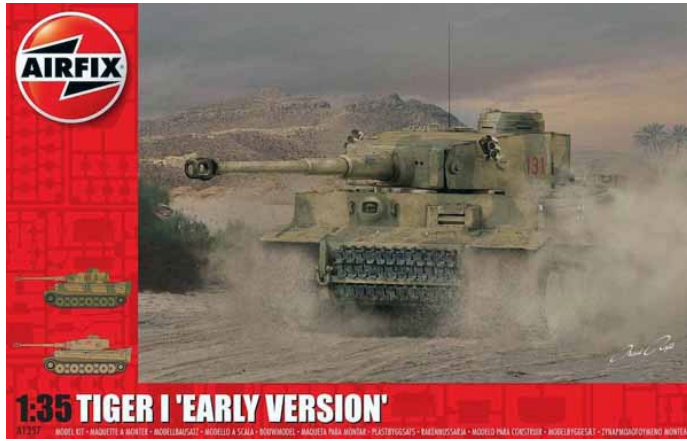
Airfix has a lot of releases coming our way starting with a Ferret Scout Car Mk 2.




Next from Airfix are two Tiger I's early versions.







Airfix also has a King Tiger and a Panther for us.



Airfix is also releasing an M36 calling it “Battle of the Bulge”



Amusing Hobby is releasing a T-80U



Amusing Hobby is also releasing an M1 Abrams X and KF-51 Panther and an AMX-50B,





Amusing Hobby KF-51



Amusing Hobby AMX-50B



Dragon is releasing Sdkfz 250 A/10.



Thunder Model is releasing a heavy wrecker.



Gecko is releasing a Bedford radio truck



Italeri is releasing a cold war era M113A1





Another fine release from Tamiya, an M36 Jackson tank destroyer.



Hobby Boss is releasing a Bergepanther.



Magic Factory is releasing an M2A4 Bradley.



Quinta Studio is releasing a Kubelwagen interior 3d decal.



QD35141

1/35 Kubelwagen Type 82  
INTERIOR 3D DECAL

(for Tamiya kit)





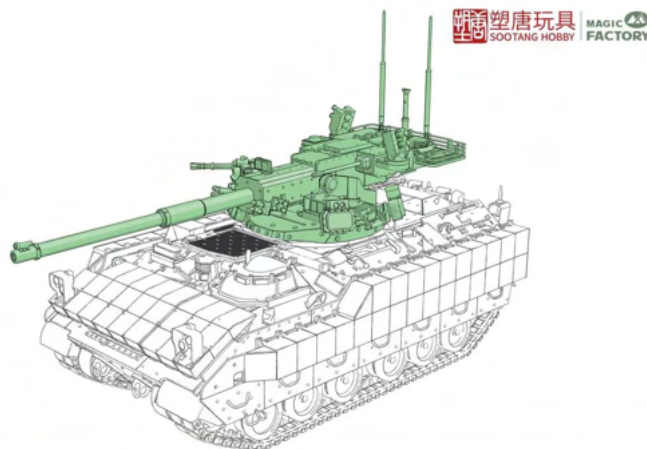
MasterBox is releasing a Ukrainian buggy mongoose.



Border Models is releasing a Merkava Mk2 with an interior.



Magic Factory is releasing an M2128 Bradley with a 105mm gun.



Moving on to shelf buster scale (1/16) Classy Hobby is up first with an M5 motor carriage.



Last in the column Gecko is releasing a 1/16 British Universal Carrier.



That's it for this mont. Grab a kit out of that stash and build it!



IPMS USA is soliciting articles. We've got some great modeller's in this area and you can help the mother organization to flourish by submitting an article to the Journal.



**ARTICLES WANTED!**

**WE WANT TO KNOW WHAT YOU ARE BUILDING**

Maybe you build cars.  
Or jets. Or figures. Or tanks.  
Maybe you slap em' together.  
Maybe you count every rivet.

How did you built it?  
What makes this particular subject interesting?  
Do you have any special tricks?

Any IPMS USA member can submit an article on any modeling related topic to the IPMS USA Journal  
The standard word count is 3000 and it should be well documented with high resolution photos  
Send inquires to: [ipms-q@ipmsusa.org](mailto:ipms-q@ipmsusa.org)



Central Texas  
Scale Modeling Society





# King's Hobby

**Modeling With You  
Since 1973**

*Something for Everyone!*

7801 N. Lamar Blvd., Ste B169,  
Austin, TX 78753  
(512) 836-7388



[kinginfo@kingshobbyshop.com](mailto:kinginfo@kingshobbyshop.com)

<http://www.kingshobbyshop.com>





## Join International Plastic Modeler's Society / USA

IPMS/USA is dedicated to the hobby (and fun) of Scale Modeling. It was started by Jim Sage, of Dallas, Texas, in 1964. There are now branches of IPMS all over the world. Our Local Regions and Chapters sponsor Model shows and contests every year, but you needn't be a member to visit the shows or attend the club meetings!

With IPMS/USA Membership, you will receive the outstanding IPMS/USA Journal six times a year - it includes features on all modeling subjects such as aircraft, armor, automotive, ships, figures - you name it! You will also find listings of IPMS contests, swap meets, hints and tips, and reviews. Membership also qualifies you to participate in IPMS/USA sanctioned contests, and particularly in our World-famous National Convention, held each summer. As a member, you'll also be able to access our online Discussion Board, where a wide variety of modeling topics are discussed, and enjoy interaction with other serious modelers for help with questions about modeling techniques or the Society in general. Many Hobby Shops and Model Vendors around the USA offer discounts to IPMS/USA Members.

Visit us at: <http://www.ipmsusa.org/>  
Join up online at: <http://www.shopipmsusa.org/category-s/100.htm>

For any questions or problems with your membership application/renewal, please contact the IPMS/USA Officer Manager at [manager@ipmsusa.org](mailto:manager@ipmsusa.org)

International Plastic Modelers' Society/USA

Membership Application / Renewal Form

New Renewal IPMS#: \_\_\_\_\_

Name: \_\_\_\_\_

Address: \_\_\_\_\_

City: \_\_\_\_\_ State: \_\_\_\_\_ Zip Code: \_\_\_\_\_

Phone: \_\_\_\_\_ E-Mail: \_\_\_\_\_

Chapter Affiliation, if any: \_\_\_\_\_

Junior (17 years or younger) \$17.00 Date of Birth \_\_\_\_\_

Adult One year \$30.00

Two years \$58.00

Three years \$86.00

Canada & Mexico \$35.00

Foreign Surface \$38.00

Family Adult fee + \$5.00

# of cards? \_\_\_\_\_

Your Signature: \_\_\_\_\_

If recommended by an IPMS member, please provide his/her:

Name: \_\_\_\_\_ IPMS #: \_\_\_\_\_

PAYMENT OPTIONS:

Cash Amount: \_\_\_\_\_

Check Check #: \_\_\_\_\_ Amount: \_\_\_\_\_

Where did you hear about IPMS/USA? Please check all that apply:

☐ Local model club

☐ Friend

☐ Ad in IPMS Journal

☐ Facebook

☐ Ad in other magazine

☐ Internet search

☐ IPMS web site

☐ I'm a former member rejoining

☐ Other \_\_\_\_\_


Applications should be printed and mailed to:

IPMS/USA

P.O. Box 1411

Riverview, FL 33568-1411





# DRAGON'S LAIR COMICS & FANTASY

Austin's premier source for  
comics and gaming.



**FREE  
COMIC  
BOOK  
- DAY -**  
**SATURDAY  
MAY 3RD**

DRAGON'S LAIR  
**AUSTIN** 2438 W. Anderson Lane, Suite B-1  
Austin, TX, 78757



2438 W. Anderson Ln,  
Suite B-1  
Austin, TX 78757